

ANOUR

I - MODEL AURA DROP CEILING

Installation manual

Please, read our instructions before installing and using the product.

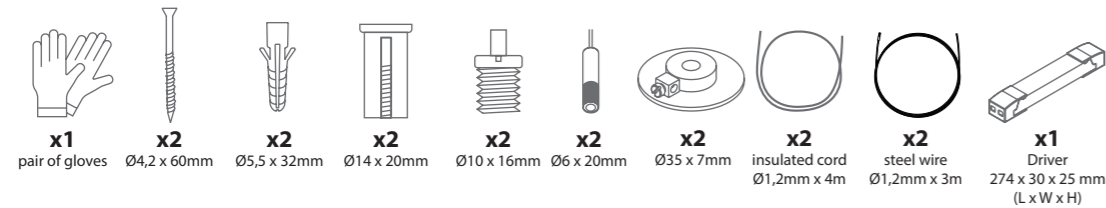
Unpack the lamp upon receiving it. If you keep the lamp in the original packing for a prolonged period, the lamp surface might be affected. If you have any problems with the electrical installation, contact an electrician. Be sure to turn off the power before you start the installation. In some countries, all electrical installation must be carried out by professional electricians only. For further information, contact the relevant authorities.

Our products are for indoor use only. Check on a regular basis that the cord and other parts are not damaged. In this case, the product must not be used. Save these instructions for future use.

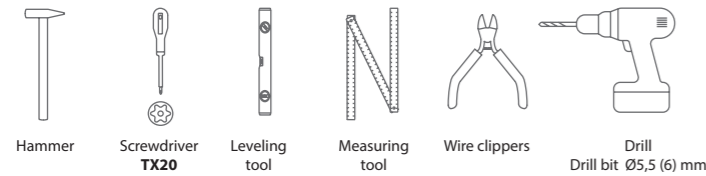
We use LED as a light source for our products. For replacement of LED contact Anour. The product should not be dismantled as it may get damaged. The product should not come into direct contact with water. We do not supply power cable from outlet to the power supply. The lamp must be connected to the wall switch. This wall switch should be used on a regular basis to ensure the proper functionality of the lamp and driver longevity.

Our products are marked with the symbol of the crossed out wheelie bin. That means that the product should not be disposed of with other household waste. Our products must be recycled in accordance with local environmental regulations for the disposal of waste. In complying with this you will help to minimize any adverse effect on human and environmental health. If you have any questions please contact Anour. contact@anour.dk (February 2024)

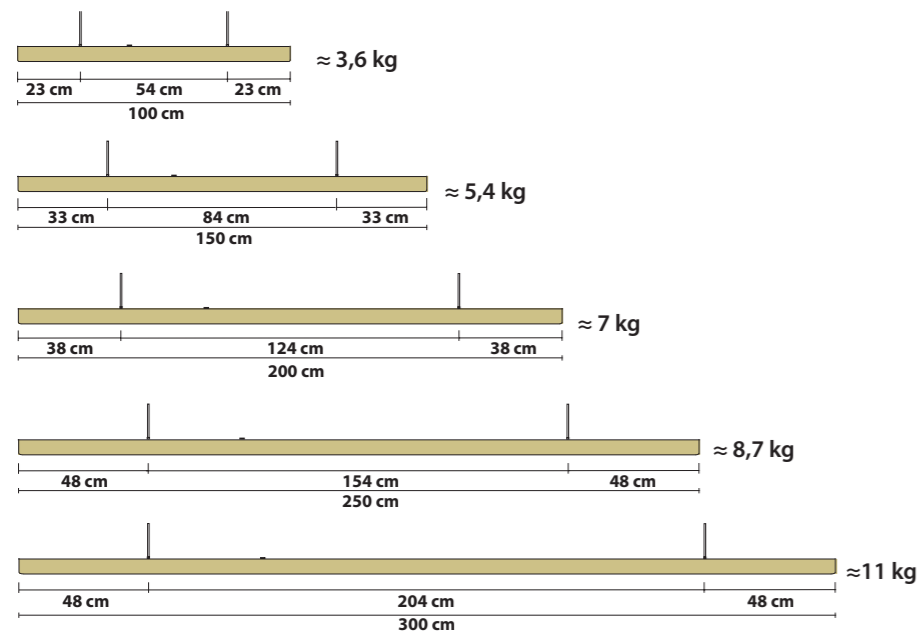
PARTS: (INCLUDED IN THE PACKAGE)



REQUIRED TOOLS: (NOT INCLUDED)



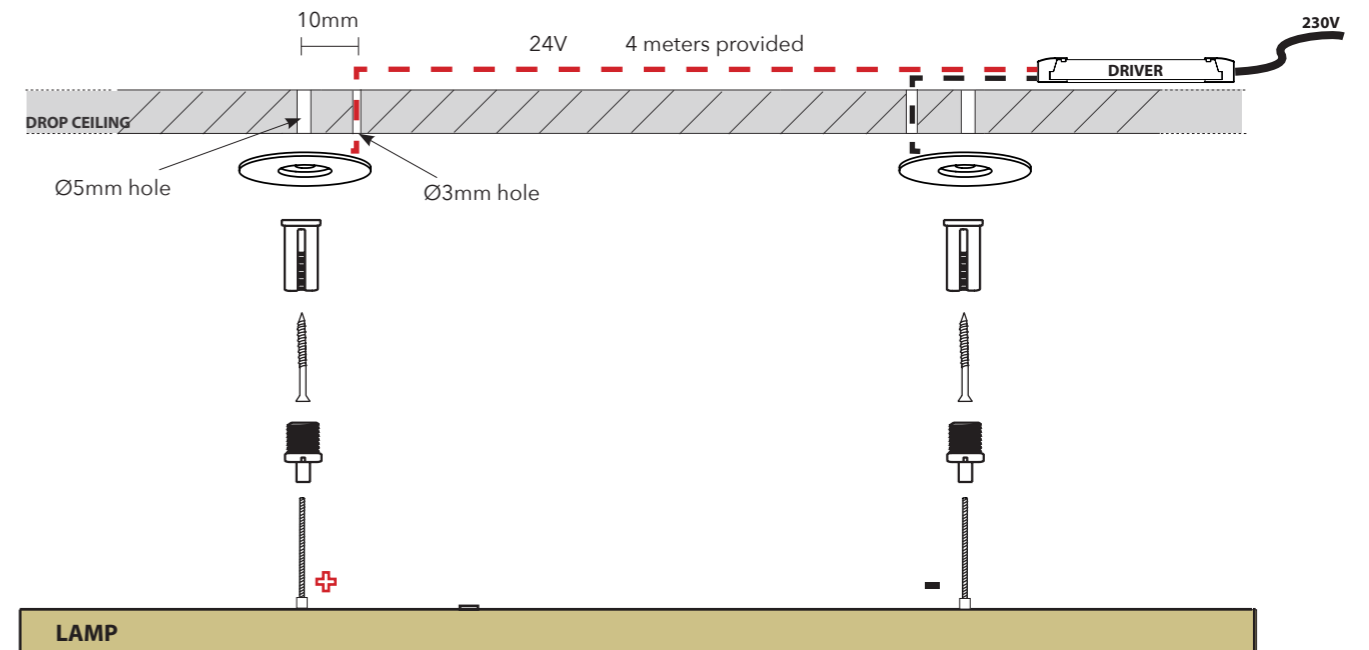
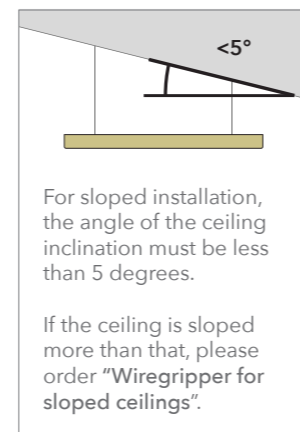
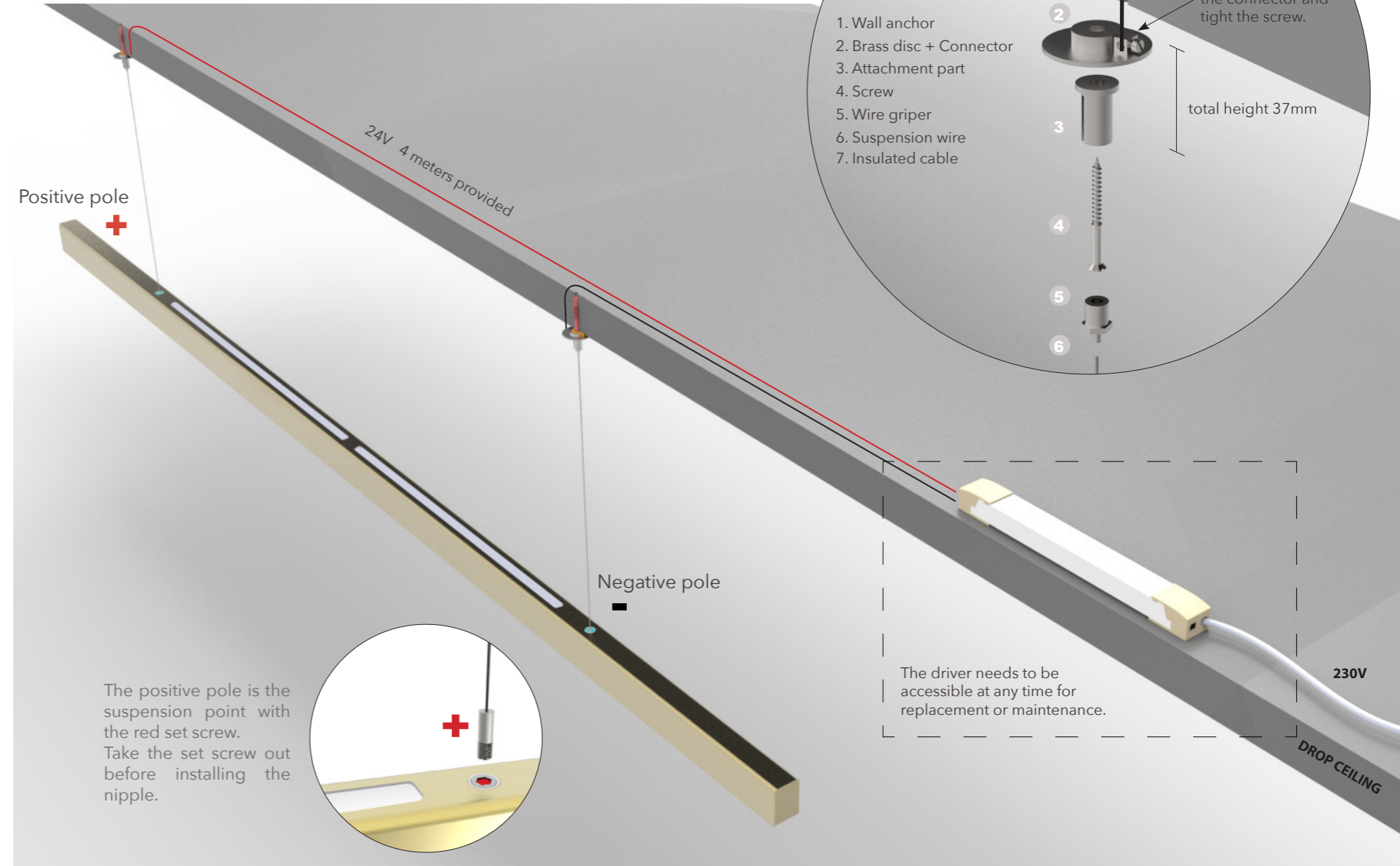
DIMENSIONS



OPTION: DROP CEILING INSTALLATION

If you wish to receive this installation kit, please mention it when ordering. This is **not** supplied as standard

Please note that this schema won't fit to every type of ceiling installation. Consult an electrician beforehand.



AURA - LUMINARY LENGTH UP TO 1,5 METER


Check your order first, as you cannot combine multiple solutions.

If you have any problems with the electrical installation, contact an electrician. Be sure to turn off the power before you start the installation. In some countries, all electrical installation must be carried out by professional electricians only. For further information, contact the relevant authorities.


We do not supply power cable from outlet to power supply.

For model Aura, we offer external dimming only.


1. DIAGRAM CASAMBI



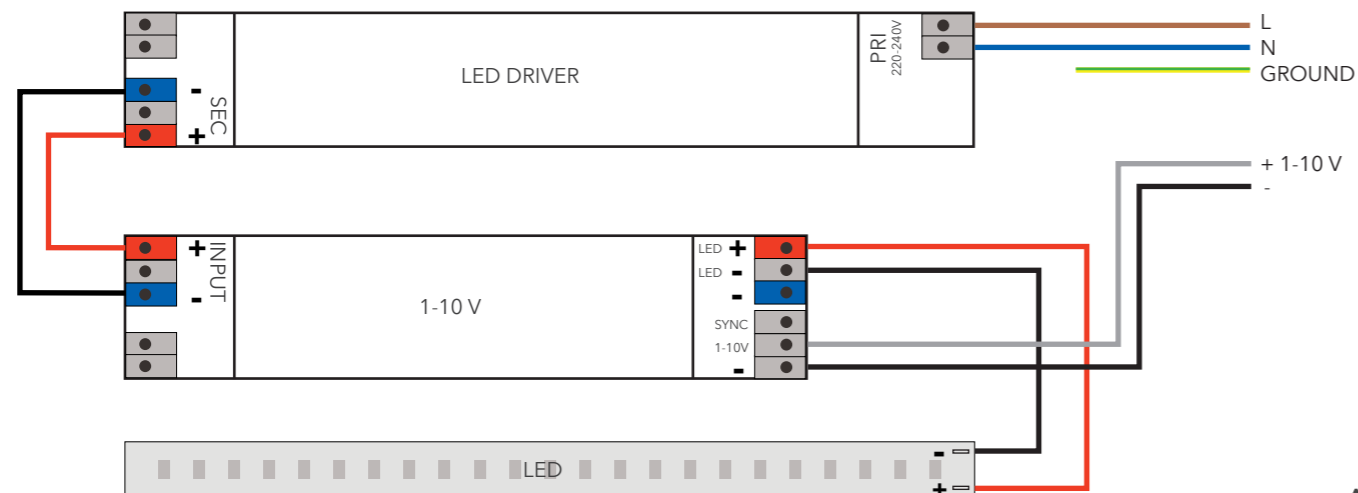
2. DIAGRAM DALI



3. DIAGRAM PUSH DIM




4. DIAGRAM 1-10V

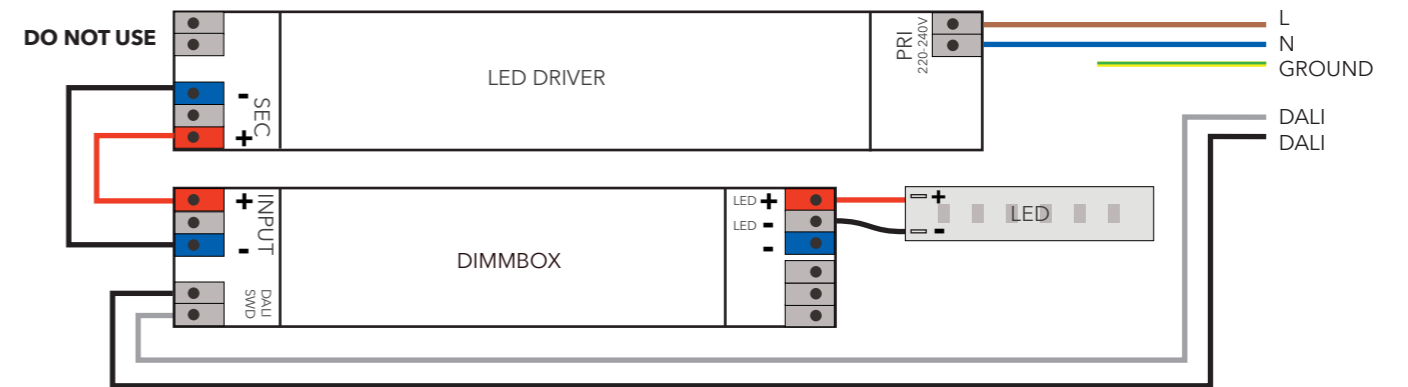


AURA - LUMINARY LENGTH 2,0 - 3,0 METER

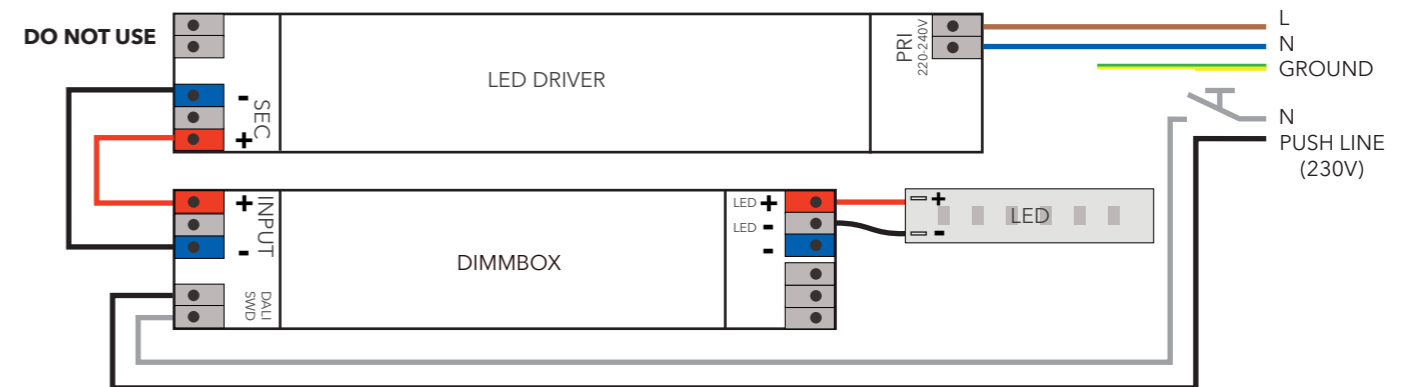
1. DIAGRAM CASAMBI



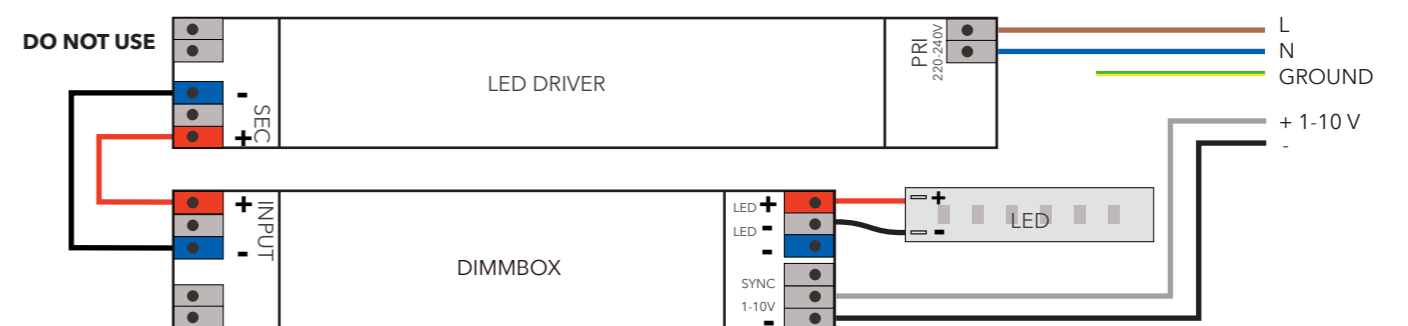
2. DIAGRAM DALI



3. DIAGRAM PUSH DIM



4. DIAGRAM 1-10v



Check your order first, as you cannot combine multiple solutions.

If you have any problems with the electrical installation, contact an electrician. Be sure to turn off the power before you start the installation. In some countries, all electrical installation must be carried out by professional electricians only. For further information, contact the relevant authorities.

DIAGRAM TRIAC WITH EXTERNAL DIMMING

